GAS SPRING POWERLINE

Note:
Initial spring force at 150 bar = 920 daN

Order No for spare parts kit: 2487.12.01000

Gas spring without valve
Order No (example): 2487.12.01000. .1.P

Pressure medium: Nitrogen N_2
Max. filling pressure: 150 bar
Min. filling pressure: 25 bar
Working temperature: 0°C to +80°C
Temperature related force increase: ± 0.3%/°C
Max. recommended extensions per minute:
approx. 20 to 100 (at 20°C)
Max. piston speed: 1.6 m/s

2487.12.01000. .1

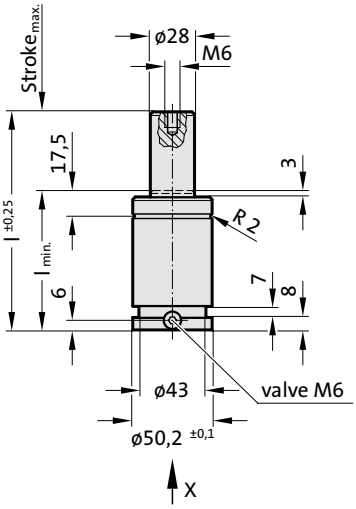

APPROVED PED 2014/68/EU | VDI | ISO

S>max | V>max | P>max | Flex Guide

View X

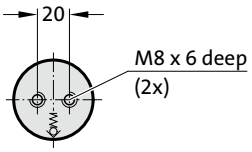

2487.12.01000. .1

Gas spring POWERLINE

Order No	Stroke$_{max.}$ (s)	$l_{min.}$	l
2487.12.01000.013.1	13	51	64
2487.12.01000.016.1	16	54	70
2487.12.01000.019.1	19	57	76
2487.12.01000.025.1	25	63	88
2487.12.01000.032.1	32	70	102
2487.12.01000.038.1	38	76	114
2487.12.01000.050.1	50	88	138
2487.12.01000.063.1	63	101	164
2487.12.01000.075.1	75	113	188
2487.12.01000.080.1	80	118	198
2487.12.01000.100.1	100	138	238
2487.12.01000.125.1	125	163	288

Initial spring force
versus charge pressure

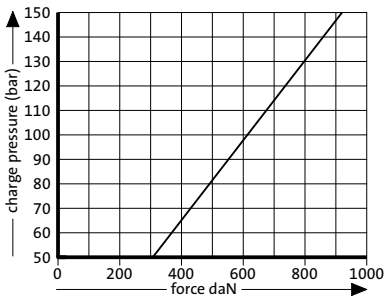

Spring force Diagram displacement versus stroke rise

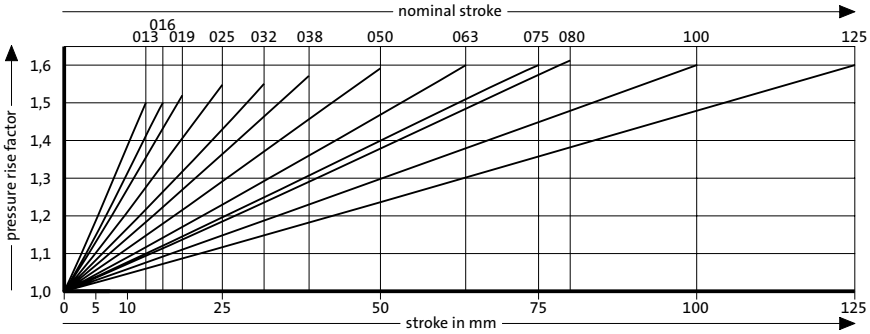

Pressure rise factor accounts for displacement but not external influences!